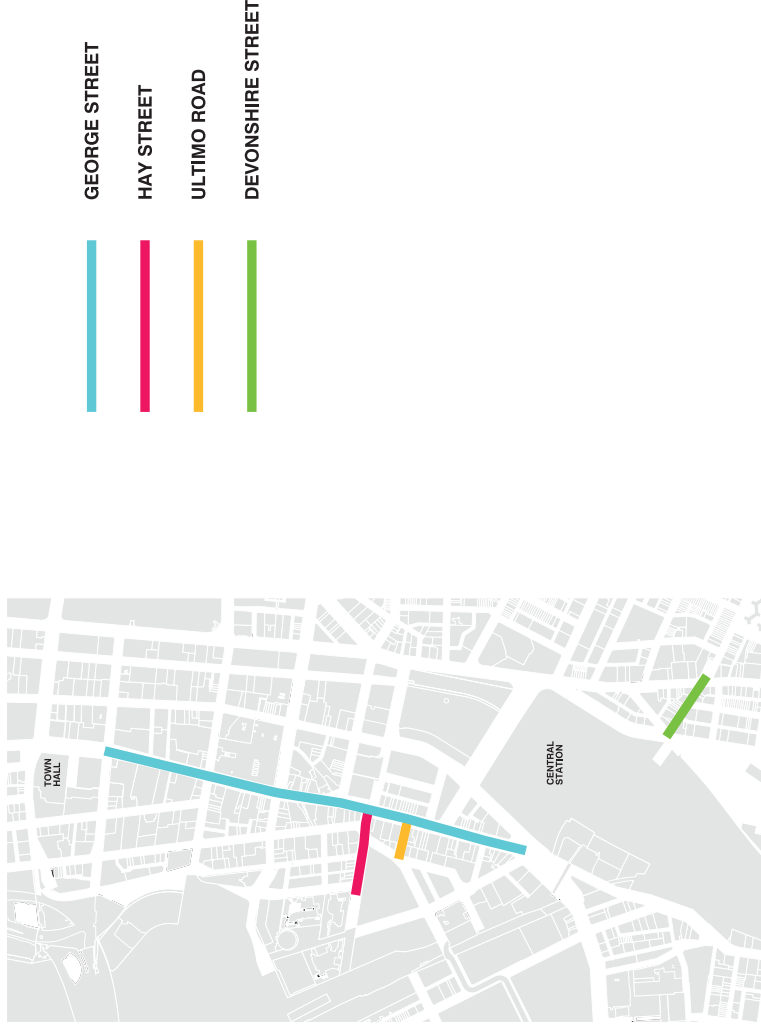


Attachment A

Concept Design and Local Access Plan

LIGHT RAIL ROAD CLOSURES AND PEDESTRIANISATION CONCEPT DESIGN



Revisions	Revised By	Description
A.	17.08.2020	ISSUE FOR QUOTATION.
B.	03.09.2020	FOR DISCUSSION.
C.	10.09.2020	FOR DISCUSSION.
D.	29.10.2020	REVISION IN PROGRESS.

Drawings that do not show status have not been verified by City Design and are not to be used for construction. Do not scale drawings. Use for information only. Verify all dimensions on the site. Copyright © 2020 City of Sydney. All rights reserved. Design made not to be reused or copied without permission.

Designer
City of Sydney
City Design Unit

Project No.
C31046

Project
Light Rail Road Closures
Permanant Works
CONCEPT DESIGN

Drawing
Cover Sheet

Scale
NTS

Sheet Size
A1

Sheet
01 of 01

Issue
D

Drawing Number
DRG-001

Drawing Status
PRELIMINARY



Project No.
C31046

Project
Light Rail Road Closures
Permanant Works
CONCEPT DESIGN

Drawing
Cover Sheet

Scale
NTS

Sheet Size
A1

Sheet
01 of 01

Issue
D

Drawing Number
DRG-001

DRAWING LIST

Number	Title 1	Title 2	Sheet No	Sheet Size	Scale
DRG-001	Cover Sheet	Concept Design	01 of 01	A1	NTS
DRG-002	Drawing List		01 of 01	A1	N/A
DRG-003	Legend and General Notes		01 of 01	A1	N/A
DRG-005	Key Plan	George Street	01 of 01	A1	N/A
DRG-006	Key Plan	Campbell Street	01 of 01	A1	NTS
DRG-007	Key Plan	Hay Street	01 of 01	A1	NTS
DRG-008	Key Plan	Ultimo Road	01 of 01	A1	NTS
DRG-009	Key Plan	Devonshire Street	01 of 01	A1	NTS
DRG-010	Key Plan	Thomas Street	01 of 01	A1	NTS
SK-002	George Street - Option 01	General Arrangement Plan	01 of 07	A1	1-250
SK-003	George Street - Option 01	General Arrangement Plan	02 of 07	A1	1-250
SK-004	George Street - Option 01	General Arrangement Plan	03 of 07	A1	1-250
SK-005	George Street - Option 01	General Arrangement Plan	04 of 07	A1	1-250
SK-006	George Street - Option 01	General Arrangement Plan	05 of 07	A1	1-250
SK-007	George Street - Option 01	General Arrangement Plan	06 of 07	A1	1-250
SK-008	George Street - Option 01	General Arrangement Plan	07 of 07	A1	1-250
SK-009	Campbell Street Proposed	General Arrangement Plan	01 of 01	A1	1-250
SK-010	Hay Street Proposed	General Arrangement Plan	01 of 02	A1	1-250
SK-011	Hay Street Proposed	General Arrangement Plan	02 of 02	A1	1-250
SK-012	Ultimo Road Proposed	General Arrangement Plan	01 of 01	A1	1-250
SK-013	Devonshire Street Proposed	General Arrangement Plan	01 of 01	A1	1-250
SK-026	Thomas Street - Option 01	General Arrangement Plan	01 of 01	A1	1-250

Revisions	Description
A	17.08.2020 ISSUE FOR QUOTATION.
B	03.09.2020 FOR DISCUSSION.
C	29.09.2020 REVISION IN PROGRESS.

Drawing that do not show status have not been verified by City Design and are not to be used for construction. Do not scale drawings. All dimensions on the drawing are in millimetres unless otherwise stated. All copyright is reserved in this drawing, including the property of City Design needs not to be reused or copied without permission.

Designer
City of Sydney
 City Design Unit
Level 14, Tower
 439 Pitt Street
 Sydney NSW 2000
 Sydney NSW 2000
 www.cityofsydney.nsw.gov.au

Project
Light Rail Road Closures
Permanant Works
 CONCEPT DESIGN
Project No.
C31046

Drawing
 Drawing List
Drawing Status
PRELIMINARY

Scale	Sheet Size	Sheet	Issue
-	A1	01 of 01	C

Drawing Number
DRG-002

GENERAL NOTES

01. All works undertaken by the Contractor within the local government area administered by the City are to be in accordance with the City of Sydney Public Domain Codes, Standards and Technical Specifications, including, but not limited to:

- Public Domain Manual
- Sydney Streets Code
- Sydney Streets Technical Specifications
- Inclusive and Accessible Public Domain Policy and Guidelines
- Sydney Lights Code
- Sydney Parks Code and Technical Manual
- Sydney Landscape Code
- Tree Management Policy
- Greening Sydney Strategy
- Street Tree Masterplan
- Tree Planting Specification and Details
- Utility Authority Tree Planting Specifications

02. This Concept Design is supplied for information only. The Contractor shall, in collaboration with the City, develop this Concept Design to meet the objectives and requirements of the Design Specifications.

GLOSSARY

SLR	SYDNEY LIGHT RAIL
DP##	SLR DESIGN PACKAGE
LRV	LIGHT RAIL VEHICLE
DKE	LOW DYNAMIC KINEMATIC ENVELOPE
OCS	OVERHEAD CONTACT SYSTEM
TCS	TRAFFIC CONTROL SIGNALS
RIVV	ROAD MOTOR VEHICLE
CMS	CENTRAL MANAGEMENT (SMART LIGHTING)
CFT	CONTINUOUS FOOTPATH TREATMENT

LEGEND

PAVING

	FOOTPATH NEW
	FOOTPATH EXISTING
	LOADING ZONE GRANITE PAVING
	LZ
	RAV & PEDESTRIAN INTERFACE GRANITE SETTS
	PED CROSSING GRANITE SETTS EXISTING
	PED CROSSING GRANITE SETTS PROPOSED
	TGSI (Tactile Granite Setts Interface) tactile granite with tactile surface indicators
	KG1 KERB RAMP PEDESTRIAN
	KG2 KERB RAMP VEHICULAR

PLANTING

	TREE EXISTING
	TREE PROPOSED (Between 5 - 30 cubic metres between 10m to 15m height to feasibility within site constraints)
	TREE TRANSPARENT (Between 5 - 30 cubic metres between 10m to 15m height to feasibility within site constraints)
	MASS PLANTING EXISTING
	MASS PLANTING PROPOSED
	RAIN GARDEN EXISTING
	RAIN GARDEN PROPOSED
	SW1

FREIGHT AND SERVICING

	SERVICE VEHICLE STOPPING AREA (2m x 4.25m (L x W))
	COACH / WEDDING / FUNERAL PROPOSED
	BUS ZONE PROPOSED
	BZ
	LOADING ZONE KERBSIDE BAY
	LZ

FURNITURE AND FIXTURES

	LRV CLEARANCE (DKE ± 2.1m)
	RB1 BIN ENCLOSURE PROPOSED 120L
	BL1 BOLLARD ROW PROPOSED
	DF1 DRINKING FOUNTAIN RELOCATED
	BH1 BIKE HOOP PROPOSED
	BS1 BENCH SEAT PROPOSED
	LSP LEGIBLE SYDNEY WAVING Pylon RELOCATED
	ACO TRENCH DRAIN CONCEPT ONLY. SUBJECT TO DETAIL DESIGN.
	XKSK KIOSK EXISTING JC BECAUX
	XPH PHONE AD PANEL EXISTING JC BECAUX TO BE REMOVED BY OTHERS.
	ACP COMMS PANEL PROPOSED. INSTALLED BY OTHERS. TO BE COORDINATED IN DESIGN.
	XBS BENCH SEAT EXISTING RETAINED

SMARTPOLES / TCS / OCS

	S3B SMARTPOLE PROPOSED S1 BEACON STAR & CMS
	S1 SMARTPOLE PROPOSED S1
	SMARTPOLE PROPOSED S1 TCS (Sydney)
	SMARTPOLE EXISTING S3 REFER: SLR DP23
	MAIN SWITCH BOARD EXISTING
	MSB1 MAIN SWITCH BOARD PROPOSED
	SPD SMARTPOLE EXISTING TCS PEDESTRIAN SIGNALS
	XTCS TCS CABINETS EXISTING TCS REFER: SLR DP23
	LRS1 SLR SIGNAL POST TO SUIT NEW DESIGN

Revisions	Description
A	17.08.2020 ISSUE FOR QUOTATION.
B	03.09.2020 FOR DISCUSSION.
C	20.10.2020 REVISION IN PROGRESS.

Drawing that do not show status have not been verified by City Design and are not to be used for construction. Do not scale drawings. Use figures dimensions on the drawing. All dimensions on the drawing are to be coordinated in design. Design needs not to be issued or copied without permission.

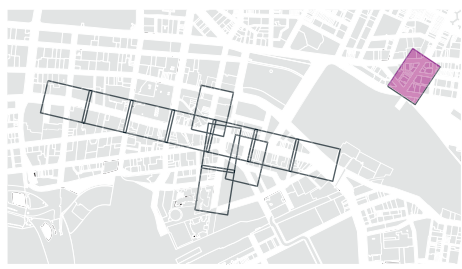
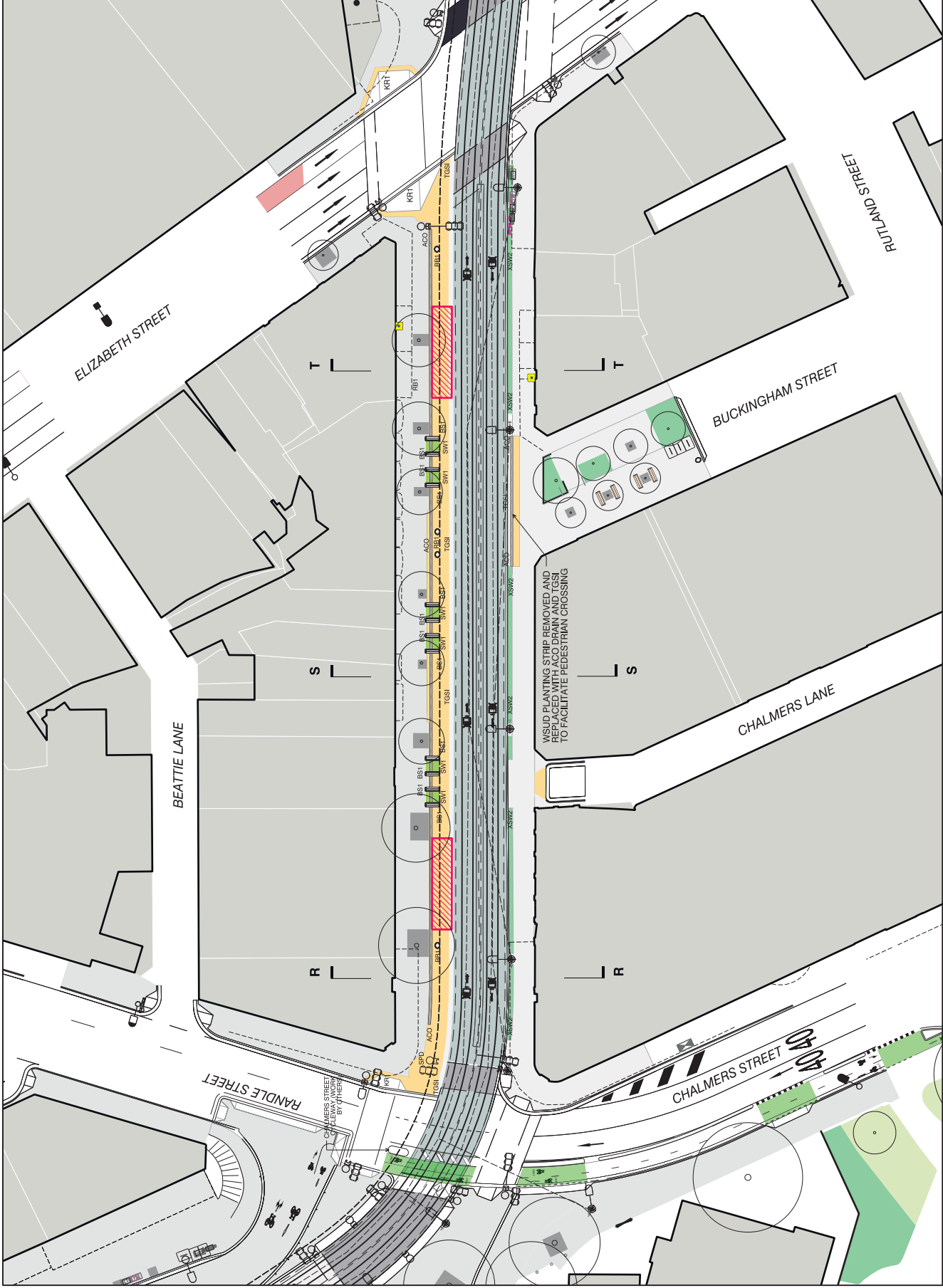
Designer
City of Sydney
City Design Unit



Project
Light Rail Road Closures
Permanent Works
CONCEPT DESIGN

Drawing Status
PRELIMINARY

Scale	Sheet Size	Sheet	Issue
-	A1	01 of 01	C
Drawing Number			DRG-003



Scale	1:250	Sheet Size	A1	Sheet	01 of 01	Issue	C
Drawing Number							SK-013

Drawing
Devonshire Street - Option 01
General Arrangement Plan

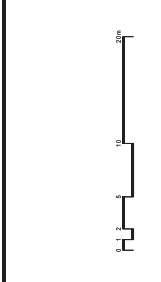
Drawing Status
PRELIMINARY

Project
**Light Rail Road Closures
Permanent Works**
CONCEPT DESIGN

Project No.
C31046

Designer
**City of Sydney
City Design Unit**

Project No.
436
City of Sydney
Sydney NSW 2000
www.cityofsydney.nsw.gov.au



Revisions

No.	Description
A	17.08.2020 ISSUE FOR QUOTATION.
B	10.09.2020 FOR DISCUSSION.
C	09.11.2020 REVISION IN PROGRESS.

Drawing that do not show status have not been verified by City Design and are not to be used for construction. Do not scale drawings. Use dimensions on site. If a discrepancy is identified in the drawing, the dimensions on site shall prevail. Design needs not to be finalized or copied without permission.

City of Sydney
City Design Unit

